

同创·同享·同成长

铁矿石美金市场

汇报部门：研究中心

汇报人：黑色团队



浙商期货
ZHESHANG FUTURES

打造研究型衍生品综合服务商

- 美金货远期交易
- 交易平台
- SGX

美金货远期交易

01





浙商期货
ZHESHANG FUTURES

美金现货

全球铁矿交易以长协为主，贸易为辅；长协是美金货的根本来源，只有少量矿山货会通过平台贸易流出

美金贸易货基本都是远期货

长协的定价基准：月度普氏均价+折扣（矿山每个月会发布自己品牌的折扣）

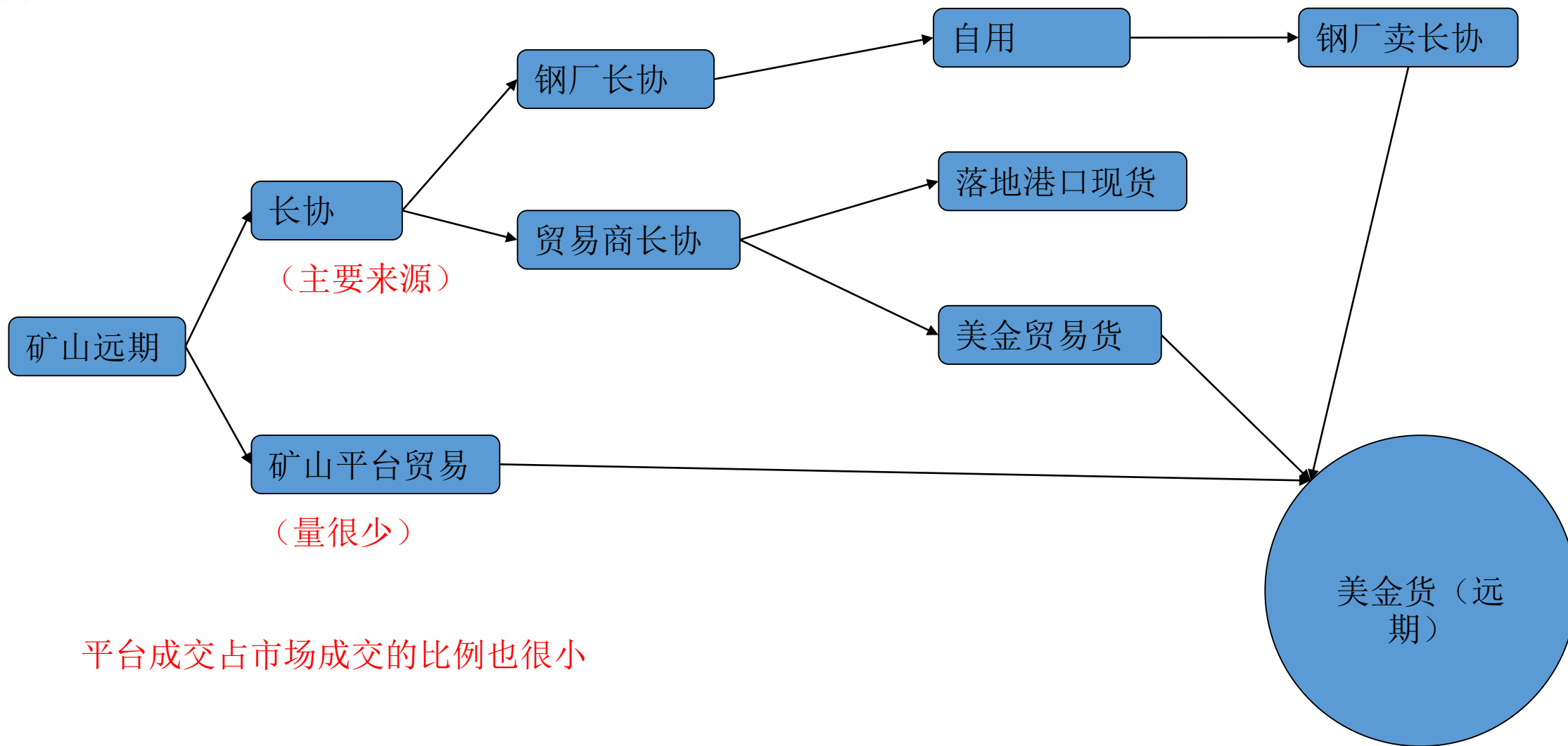
这个基准适用于所有直接向矿山买货的长协买家，无论钢厂还是贸易商、无论大小长协的量多少

对钢厂来说，长协货自用；对于贸易商来说，除掉直接落地部分外的长协货就成了最初的美金贸易货

美金贸易货的报价方式：月度普氏均价+溢价（默认带折扣，溢价商定）；或者固定价



美金现货



平台成交占市场成交的比例也很小

四大要素：

- 1、船期
- 2、货量
- 3、交单期
- 4、价格

如果没有折扣会备注，
默认折扣背转

【9th MCS SEABORNE OFFERS】

- 1、整船PB粉，5月中上旬装期，5月指数计价
- 2、整船PB粉，6月装期，6月指数+2.25
- 3、整船PB粉，6月到港，6月指数+2.8
- 4、整船PB粉，7月装期，7月指数计价
- 5、整船PB粉+块，6月到港，6月指数计价
- 6、半船麦克粉，5月底6月初装期，6月指数+0.9
- 7、半船金步巴粉，6月到港，6月指数-1.2
- 8、整船麦克粉+金步巴粉，6月上旬装期，6月指数计价
- 9、整船纽曼粉+纽曼块，6月中上旬装期，6月指数计价

【MCS SEABORNE OFFER】

整船金布巴麦克粉，6月下旬装期，6月指数+1（
折扣背转）欢迎还盘

美金市场/远期市场

矿山货：月度普氏均价+折扣

贸易货：月度普氏均价+溢价

掉期：月度普氏均价

港口市场/现货市场

落地成本：月度普氏均价+折扣/溢价

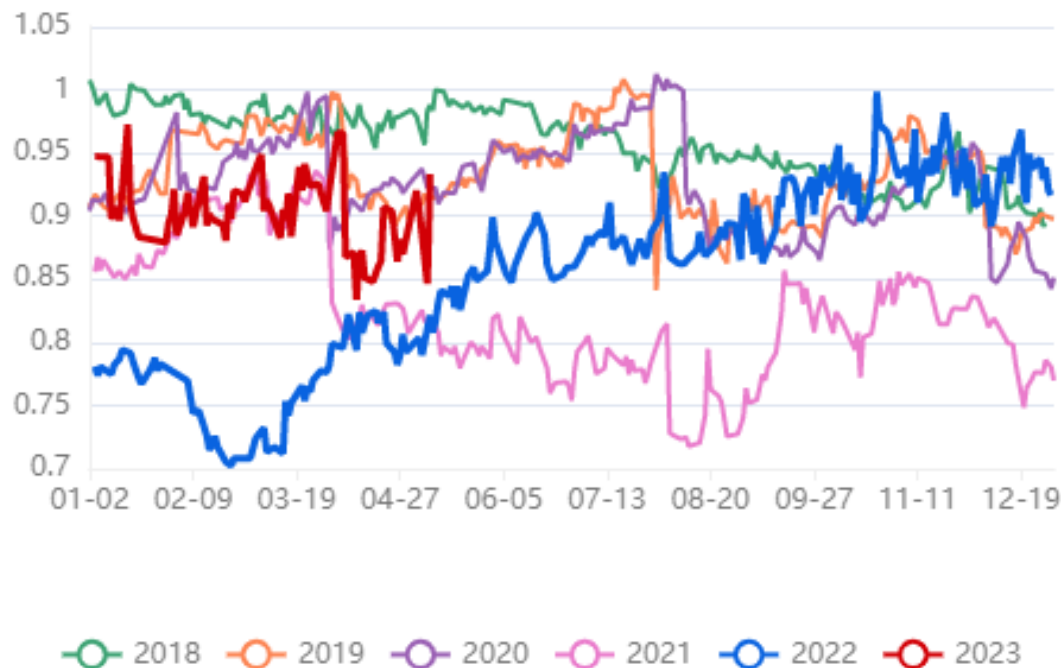
贸易货：固定价/盘面+升贴水

落地的第一手货实际是固定价，如果套连铁，一般在连铁略低于掉期的时候就有利润可以锁

内外比价大部分时间小于1，除了落地的各种杂费外，矿山折扣是个重要影响量

		麦克	金布巴	杨迪	超特	混合粉	SP10粉	SP10块	罗伊山粉	WPF
2022	1	8.00%	22.50%	22.00%	39.00%	27.00%	37.00%	25.00%	7.75%	21.00%
	2	6.00%	17.00%	14.00%	39.00%	23.00%	36.00%	24.70%	6.25%	16.00%
	3	7.50%	19.75%	12.00%	38.00%	24.00%	28.00%	18.50%	7.50%	18.00%
	4	8.00%	17.50%	9.00%	31.00%	21.00%	29.50%	15.00%	8.00%	15.50%
	5	6.00%	14.25%	9.00%	23.00%	14.00%	21.80%	10.20%	6.00%	12.00%
	6	2.75%	11.00%	9.00%	17.00%	11.00%	18.00%	8.50%	2.75%	8.75%
	7	4.00%	7.00%	6.00%	11.00%	7.00%	14.00%	6.00%	4.00%	7.00%
	8	4.75%	8.00%	6.00%	14.00%	10.00%	12.00%	9.00%	4.75%	8.00%
	9	6.50%	8.00%	6.00%	12.50%	8.50%	13.00%	12.50%	6.50%	8.00%
	10	2.50%	3.50%	6.25%	8.00%	5.00%	9.50%	10.00%	2.50%	3.50%
	11	0.00%	2.00%	6.25%	8.00%	4.50%	5.00%	5.00%	0.00%	2.00%
	12	1.00%	6.25%	6.25%	12.50%	9.00%	10.50%		1.00%	3.75%
2023	1	1.50%	5.25%	6.50%	13.50%	8.50%	10.00%	12.50%	1.00%	2.75%
	2	2.00%	4.50%	6.50%	12.50%	7.50%	9.70%	11.00%	2.00%	2.75%
	3	1.75%	4.25%	6.50%	9.25%	6.00%	9.00%	11.00%	1.75%	2.00%
	4	1.50%	4.00%	1.25%	9.25%	5.50%	7.50%	10.50%		1.75%
	5	0.00%	3.00%	1.25%	9.25%	5.00%	7.50%			1.75%

铁矿内外盘比价 2023-05-09



AM62指数：Argus指数和Mysteel指数的算术平均，适用于BHP所有粉矿，BHP的NBL用普氏
MB指数：Fastmarkets MB公布，MB65适用卡粉，MB62适用Vale所有62%计价产品
MM62低铝指数：MB62低铝和Mysteel62低铝的算术平均，适用BRBF
其他用普氏指数（新交所的标的TSI，早年已被普氏收购）

MB指数一般作为普氏的下位替代

If the Platts Index and Platts Lump Index cease to be published, unless the Parties agree otherwise, the MB 62% in US\$/DMT, CFR Qingdao, and the MB Lump Premium, CFR Qingdao shall be used in replacement respectively.

不带折扣的粉矿：

$$P = \left[62\text{月均} - \frac{C5}{(1 - \text{水})} \right] \times \frac{\text{Fe}}{62} + C5 + \text{premium}$$

带FOB折扣的粉矿（澳粉）：

$$P = \left[62\text{月均} - \frac{C5}{(1 - \text{水})} \right] \times \frac{\text{Fe}}{62} \times (1 - \text{折扣}) + C5 + \text{premium}$$

带CFR折扣的粉矿（印粉）：

$$P = 62\text{月均} \times \frac{\text{Fe}}{62} \times (1 - \text{折扣})$$



LP: 块矿溢价，矿山决定，是单位铁品味的溢价

无LP折扣:

$$P = \left[\left(\frac{62\text{月均}}{62} + LP \right) \times 62.5 - \frac{C5}{(1 - \text{水})} \right] \times \frac{Fe}{62.5} + C5 + premium$$

有LP折扣:

$$P = \left[\left(\frac{62\text{月均}}{62} + LP \times (1 - \text{折扣}) \right) \times 62.5 - \frac{C5}{(1 - \text{水})} \right] \times \frac{Fe}{62.5} + C5 + premium$$

VIU是球团矿铁品味调整，举例说：球团品味66.6%，VIU2美金，则铁调为 $2 * (66.6 - 65)$

$$P = 65 \text{指数} + \text{VIU铁调} + \text{球团溢价} + \text{premium}$$

- 1、VIU由矿山公布
- 2、矿山如果不公布，则默认每铁品味的指数价格为VIU

交易平台

02



北京铁矿石交易中心股份有限公司（简称“北铁中心”）是经北京市人民政府及相关主管部门批准，由中钢协、宝钢、河钢、鞍钢、首钢、五矿、中信、中化、淡水河谷（Vale）、必和必拓（BHP Billiton）、力拓（Rio Tinto）和佛蒂斯（FMG）等相关行业领袖企业共同发起设立的第一家中外合资股份制交易场所，是中国铁矿石现货交易平台（简称“平台”）的运营机构。平台于2012年5月8日开市运行，采用电子交易系统。

05/09

2023

潍坊特钢集团有限公司现货采购招标公告

05/09

2023

河钢集团北京国际贸易有限公司铁矿石现货采购招标信息

05/08

2023

河钢集团北京国际贸易有限公司铁矿石现货采购招标信息

05/06

2023

河钢集团北京国际贸易有限公司铁矿石现货采购招标信息

05/06

2023

首钢股份公司迁安钢铁公司现货中标信息

05/05

2023

潍坊特钢集团有限公司现货采购招标公告



北铁快讯

2023年5月8日，成交13笔共27.48万吨，其中在途现货（美元）1笔共17万吨；港口现货（人民币）12笔共10.48万吨。61%粉人民币基准价：821元/干吨（+1）；62%粉美元基准价：107.25美元/干吨（+5.25）。

COREX 北京铁矿石交易中心

中文 交易系统

会员展示

国际会员 国内会员



杭州

杭州杭钢对外经济贸易有限公司
杭州热联集团股份有限公司
浙江物产金属集团有限公司
浙江永安资本管理有限公司

COREX 北京铁矿石交易中心

中文 交易系统

544 家 38773 万吨

COREX基准价 (美元/青岛) COREX基准价 (人民币/青岛) 曹妃甸铁矿石价格指数



2023-05-08 | 基港: 青岛

标准品	基准价	涨跌	月均
61%粉 (元/干吨)	821.00	1.00	821.50
美元折算价 (美元/干吨)	101.38	-0.02	101.56
湿吨折算价 (元/湿吨)	747.00	0.00	747.75

COREX 北京铁矿石交易中心

中文 交易系统

544 家 38773 万吨

COREX基准价 (美元/青岛) COREX基准价 (人民币/青岛) 曹妃甸铁矿石价格指数



2023-05-08 | 单位: 美元/干吨 | CFR 青岛

标准品	基准价	涨跌	月均
65%粉	121.30	4.75	118.49
62%粉	107.25	5.25	103.93

会员展示

国际会员 国内会员

COREX 北京铁矿石交易中心

中文 交易系统

544 家 38773 万吨

COREX基准价 (美元/青岛) COREX基准价 (人民币/青岛) 曹妃甸铁矿石价格指数



2023-05-08 | 单位: 元/湿吨 | 基港: 曹妃甸

标准品	指数	涨跌	月均
62%粉	813	-1.00	810.25

会员展示

国际会员 国内会员



globalORE由来自采矿业、钢铁制造业和实物商品交易领域的全球行业领导者（包括宝钢、必和必拓、中国五矿、嘉能可、力拓、淡水河谷和华菱钢铁）创立于2012年，是领先的铁矿石实物交易和价格发现的B2B电子商务解决方案。

报告

go

<

MACF 62% Fines
CFR-QD Fixed

go

<

MACF 62% Fines
CFR-QD Fixed

go

<

MACF 62% Fines
CFR-QD Fixed

go

按照日期

5月 09日 2023 16 市场活动

1 成交, 15 卖盘

5月 09日 23 16:39:25

成交 (买入)

\$102.45

发起方历史

\$102.45 5月 09日 23 16:39 2秒 →

\$102.50 5月 09日 23 16:36 2分 40秒 →

\$102.60 5月 09日 23 16:33 3分 31秒 →

\$102.80 5月 09日 23 16:30 2分 45秒 →

\$103.00 5月 09日 23 16:25 5分 21秒 →

\$103.20 5月 09日 23 16:20 4分 19秒 →

\$103.40 5月 09日 23 16:19 1分 44秒 →

\$103.60 5月 09日 23 16:12 6分 15秒 →

\$103.80 5月 09日 23 16:08 3分 55秒 →

\$104.00 5月 09日 23 16:04 4分 10秒 →

\$104.20 5月 09日 23 15:54 9分 49秒 →

\$104.40 5月 09日 23 15:45 9分 30秒 →

\$104.60 5月 09日 23 15:31 13分 48秒 →

\$104.60 5月 09日 23 15:31 13分 48秒 →

\$104.80 5月 09日 23 15:16 14分 42秒 →

\$105.00 5月 09日 23 15:04 12分 24秒 →

显示更少 ^

数量

80KT

船期

SLC 6th Jun to 15th Jun 2023

名义上到货期

六月 2023

其他约束性条款

Quantity tolerance +10/-15%; All other terms

复制

复制

复制



通知



我的订单



市场



报告



账户

Quantity tolerance +10/-15%; All other terms and conditions applicable to this Transaction are set out in BHP SIOTA CFR_QD_March_2023 (BHP SIOTA TERMS? https://portal.globalcommoditymkt.com/siota/BHP_SIOTA_CFR_QD_March_2023); which are incorporated into this Transaction Summary by reference. The Transaction Summary (together with the RIOSS and BHP SIOTA TERMS) constitutes the whole agreement between the Parties as to its subject matter and no agreement, representations or; warranties other than those set out herein are binding on the Parties. The Standard Iron Ore Trading Agreement between the Parties (if any), as amended and supplemented from time to time, is expressly excluded.; In the event of any conflict between Transaction Summary (excluding the BHP SIOTA TERMS) and the BHP SIOTA TERMS, the Transaction Summary (excluding BHP SIOTA TERMS) prevails to the extent of such conflict.

复制

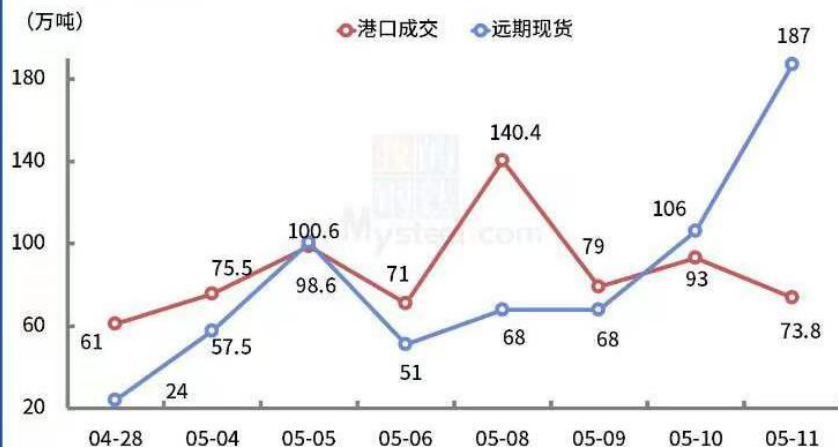
SIOTA是GO平台的标准合约

矿山标准合同

TABLE OF CONTENTS

1. DEFINITIONS	1	Electronic Presentation Shipments	8
2. TERM	1	Price Adjustment Invoice	8
3. QUANTITY	1	Final Invoice	9
4. QUALITY	1	Receipt Of Funds	9
Indicative Quality	1	Interest	9
Trigger Points And Adjustments	1		
5. SCHEDULING	1	12. TITLE AND RISK	9
Evenly Spaced Scheduling	1	13. INSURANCE	9
Advance or Delay Laycan	1	14. FORCE MAJEURE	9
Nominated Month	2	Notice of Force Majeure	9
Monthly Shipping Schedule	2	Allocations And Pricing	9
Confirmation of Shipment	2	Prolonged Force Majeure	10
Common Delivery	2	Mitigation And Resumption Of Performance	10
Failure To Take	2	15. SUSPENSION OF DELIVERIES	10
Base Quantity Reduction	2	16. EVENTS OF TERMINATION	10
6. OCEAN TRANSPORTATION	3	Mutual Termination	10
Shipment	3	Seller Termination	11
Safe Berth Safe Port	3	17. SURVIVAL	11
Early Discharge	3	18. CONFIDENTIALITY	11
Discharge Port Agent	4	Permitted Purpose	11
Lightering	4	Permitted Disclosure	11
Notice of Readiness	4	Public Announcements	11
Demurrage and Despatch	4	State Secrets Under PRC Laws	11
Co-Loaded Shipment	5	19. COMPLIANCE	12
7. LOCAL STOCKPILE DELIVERY OPTION	5	Rio Tinto Business Standards	12
8. WEIGHING, SAMPLING AND ANALYSIS	5	Sanctions	12
At Load Port	5	No Corrupt Practices	12
At Discharge Port	5	20. AGENTS	12
Weight And Analysis Differences	6	21. TAXES	13
Exceptions	6	Indirect Transaction Taxes	13
9. PRICE	6	22. NOTICES	13
Total Price	6	23. SET OFF	13
Cessation Of Publication Of Platts	6	24. LIMITATION OF LIABILITY	13
10. PAYMENT	6	25. GOVERNING LAW & JURISDICTION	14
LC Value	6	26. MISCELLANEOUS	14
LC Requirements	7	SCHEDULE 1 DEFINITIONS	16
LC Charges	7	SCHEDULE 2 BCI CRITERIA AND DISCHARGE PORT	19
LC Amendments/Extension	7	CONVERSION SCHEDULE	19
Failure To Establish LC	7		
Settlement Of Despatch And Demurrage	7		
11. AMOUNT DUE	7		
Provisional Invoice	7		

最新成交



市场资讯

► 港口现货：全国主港铁矿累计成交73.8万吨，环比下降20.6%；本周平均每日成交86.6万吨，环比上涨18.2%；本月平均每日成交90.2万吨，环比下降6.8%。

► 远期现货 远期现货累计成交187万吨（9笔），环比上涨76.4%（其中矿山成交量为153万吨）；本周平均每日成交107.3万吨，环比上涨53.9%；本月平均每日成交91.2万吨，环比上涨11.2%。

► 5月1日-5月7日Mysteel澳洲巴西19港铁矿发运总量2615.4万吨，环比增加36.5万吨。澳洲发运量1875.8万吨，环比减少1.0万吨，其中澳洲发往中国的量1553.1万吨，环比增加112.7万吨。巴西发运量739.7万吨，环比增加37.5万吨。



SGX

03



SGX-DT的交易商可针对交易所上市的指定期货和期权进行大宗交易，无需承受价格和执行的不确定性或延迟。这些大宗交易被称为议定大宗交易（NLT），通常是在交易所提交清算前进行场外交易（OTC）。

NLT概述

NLT是达到或超过指定合约特定[最低交易量门槛](#)的私下协商大宗订单，该订单不在交易所的电子交易设施处进行交易，交易成交后根据交易所的NLT条件和操作程序提交清算所进行清算。

NLT可在非会员客户之间直接议定，或通过其执行经纪商/交易商同业经纪商议定，然后传达给他们各自的清算会员。NLT注册通过[Titan OTC](#)系统完成。

NLT交易的是铁矿的金融衍生品

NLTS 最小交易手数和交易单位

Contract	Minimum Volume Threshold (Lots)	NLT Tick Size
SGX MB Iron Ore CFR China (58% FE Fines) Index Futures	5	US\$0.01 per metric tonne
SGX MB Iron Ore CFR China (65% Fe Fines) Index Futures	5	US\$0.01 per metric tonne
SGX Options on MB Iron Ore CFR China (65% Fe Fines) Index Futures Contract	5	US\$0.01 per metric tonne
SGX Platts Iron Ore CFR China (Lump Premium) Index Futures	5	US\$0.01 per metric tonne
SGX TSI Iron Ore CFR China (62% Fe Fines) Index Futures	5	US\$0.01 per metric tonne
SGX Options on TSI Iron Ore CFR China (62% FE Fines) Index Futures Option Contract	5	US\$0.01 per metric tonne

只有符合最小交易阈值的合同能够参与NLT。

如果至少一条腿满足适用于该腿的最小交易量阈值，则由相同标的、多条腿组成的交易被视为符合最小交易量阈值（SGX外汇相关的NLT较复杂，但铁矿的简单）

以下两例都符合NLT规则，SGX会对合同进行批准

Contract	Qty	Price
TSI Iron Ore CFR (62) Futures Jul 2023	5 lots	80
TSI Iron Ore CFR (62) Option Jun 2023 Call 70	1 lots	18
TSI Iron Ore CFR (62) Option Jun 2023 Put 70	2 lots	3.5

Contract	Qty	Price
TSI Iron Ore CFR (62) Futures Jul 2023	1 lots	80
TSI Iron Ore CFR (62) Option Jun 2023 Call 70	3 lots	18
TSI Iron Ore CFR (62) Option Jun 2023 Call 70	2 lots	17.5

超远月SGX期货有持仓，没成交；主要是NLT持仓

59	TSI铁矿石2404	FEF24J	--	--	--	--	--	--	--	0	4268	--	90.190	90.190
60	TSI铁矿石2405	FEF24K	--	--	--	--	--	--	--	0	4268	--	89.520	89.520
61	TSI铁矿石2406	FEF24M	--	--	--	--	--	--	--	0	4268	--	88.820	88.820
62	TSI铁矿石2407	FEF24N	--	--	--	--	--	--	--	0	2954	--	87.670	87.670
63	TSI铁矿石2408	FEF24Q	--	--	--	--	--	--	--	0	2954	--	87.130	87.130
64	TSI铁矿石2409	FEF24U	--	--	--	--	--	--	--	0	2954	--	86.530	86.530
65	TSI铁矿石2410	FEF24V	--	--	--	--	--	--	--	0	3806	--	85.460	85.460
66	TSI铁矿石2411	FEF24X	--	--	--	--	--	--	--	0	3806	--	84.980	84.980
67	TSI铁矿石2412	FEF24Z	--	--	--	81.250	83.000	10	10	0	3888	--	84.480	84.480
68	TSI铁矿石2501	FEF25F	--	--	--	--	--	--	--	0	1195	--	83.560	83.560
69	TSI铁矿石2502	FEF25G	--	--	--	--	--	--	--	0	1195	--	83.170	83.170
70	TSI铁矿石2503	FEF25H	--	--	--	--	--	--	--	0	1195	--	82.780	82.780
71	TSI铁矿石2504	FEF25J	--	--	--	--	--	--	--	0	1195	--	81.860	81.860

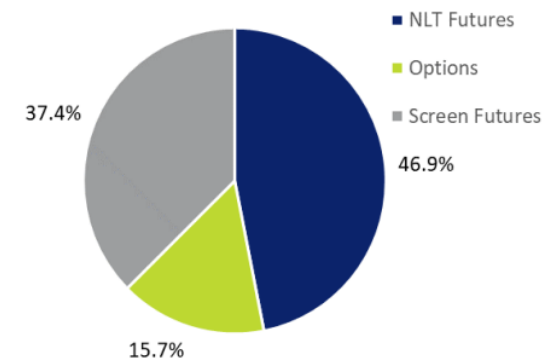
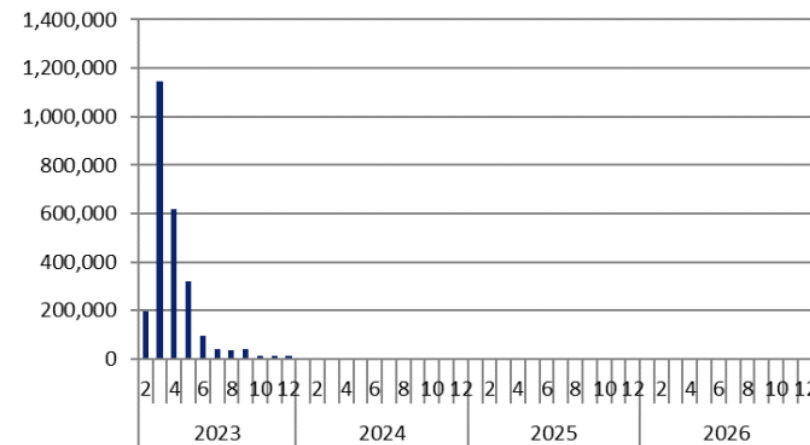


Negotiated Large Trade (NLT)

Futures Options FlexC Futures						
Business Day Contract Name Contract Month Trading Session						
Today	TSI	All	All	Download Customise		
Contract	Month	Session	Price	Quantity	Traded on (SGT)	Cleared On (SGT)
FEF - SGX TSI Iron Ore CFR China (62% Fe ...	Nov 2023	T	95.65	50	10 May 2023 02:39 PM	10 May 2023 02:43 PM
FEF - SGX TSI Iron Ore CFR China (62% Fe ...	Jun 2023	T	103.5	150	10 May 2023 04:34 PM	10 May 2023 04:41 PM
FEF - SGX TSI Iron Ore CFR China (62% Fe ...	Sep 2023	T	98.3	200	10 May 2023 02:23 PM	10 May 2023 02:23 PM
FEF - SGX TSI Iron Ore CFR China (62% Fe ...	May 2023	T	106.7	100	09 May 2023 09:52 PM	10 May 2023 09:10 AM
FEF - SGX TSI Iron Ore CFR China (62% Fe ...	Sep 2023	T	99.1	50	10 May 2023 08:48 AM	10 May 2023 08:48 AM
FEF - SGX TSI Iron Ore CFR China (62% Fe ...	Feb 2024	T	88.8	20	10 May 2023 02:51 PM	10 May 2023 04:34 PM
FEF - SGX TSI Iron Ore CFR China (62% Fe ...	Sep 2023	T	98.15	200	10 May 2023 04:53 PM	10 May 2023 05:07 PM
FEF - SGX TSI Iron Ore CFR China (62% Fe ...	Dec 2024	T	90	25	10 May 2023 01:55 PM	10 May 2023 05:01 PM
FEF - SGX TSI Iron Ore CFR China (62% Fe ...	Oct 2024	T	88.75	5	10 May 2023 01:56 PM	10 May 2023 01:56 PM
FEF - SGX TSI Iron Ore CFR China (62% Fe ...	Oct 2023	T	96.6	100	10 May 2023 10:40 AM	10 May 2023 04:26 PM
FEF - SGX TSI Iron Ore CFR China (62% Fe ...	May 2023	T	106.25	50	10 May 2023 05:05 PM	10 May 2023 05:05 PM
FEF - SGX TSI Iron Ore CFR China (62% Fe ...	Jul 2024	T	88.75	5	10 May 2023 01:56 PM	10 May 2023 01:56 PM
FEF - SGX TSI Iron Ore CFR China (62% Fe ...	May 2023	T	106.35	500	10 May 2023 03:13 PM	10 May 2023 04:00 PM
FEF - SGX TSI Iron Ore CFR China (62% Fe ...	Jul 2023	T	102.15	150	10 May 2023 09:59 AM	10 May 2023 03:35 PM

As at 11 May 2023 10:25 AM

62% Fe Volume (February-23)



Twenty largest registered shareholders

The following table lists the 20 largest registered holders of Rio Tinto Limited shares in accordance with the ASX listing rules, together with the number of shares and the percentage of issued capital each holds, as of 3 February 2023.

	Number of shares	Percentage of issued share capital
Rio Tinto Limited		
HSBC Custody Nominees (Australia) Limited	118,666,233	31.97
J. P. Morgan Nominees Australia Pty Limited	52,829,508	14.23
Citicorp Nominees Pty Ltd	35,930,120	9.68
BNP Paribas Noms Pty Ltd (DRP)	10,828,691	2.92
BNP Paribas Nominees Pty Ltd (Agency Lending DRP A/C)	8,829,598	2.38
National Nominees Limited	8,336,869	2.25
Citicorp Nominees Pty Limited (Colonial First State Inv A/C)	2,661,397	0.72
Buttonwood Nominees Pty Ltd	2,600,000	0.70
Argo Investments Limited	2,197,139	0.59
HSBC Custody Nominees (Australia) Limited (NT-Comnwlth Super Corp A/C)	2,076,027	0.56
Australian Foundation Investment Company Limited	1,915,141	0.52
BNP Paribas Nominees Pty Ltd (ACF Clearstream)	1,686,057	0.45
Custodial Services Limited	1,276,659	0.34
Netwealth Investments Limited (WRAP Services A/C)	1,240,590	0.33
BNP Paribas Nominees Pty Ltd (Hub24 Custodial Serv Ltd DRP A/C)	1,048,240	0.28
CGU Insurance	697,569	0.19
Washington H Soul Pattinson and Company Limited	669,120	0.18
BNP Paribas Noms (NZ) Ltd (DRP)	540,613	0.15
Diversified United Investment Ltd	465,126	0.13
Mutual Trust Pty Ltd	452,980	0.12

Twenty largest shareholders as at 4 August 2022 (as named on the Register of Shareholders)¹

	Number of fully paid shares	% of issued capital
BHP Group Limited		
1. HSBC Custody Nominees (Australia) Limited ²	1,308,389,176	25.85
2. J P Morgan Nominees Australia Pty Limited	808,044,953	15.96
3. Computershare Clearing Pty Ltd <CCNL DI A/C> ³	377,361,065	7.45
4. Citicorp Nominees Pty Ltd	345,389,241	6.82
5. Citicorp Nominees Pty Limited <Citibank NY ADR Dep A/C>	287,052,215	5.67
6. South Africa Control A/C ⁴	215,543,062	4.26
7. BNP Paribas Noms Pty Ltd <Drp>	140,537,183	2.78
8. National Nominees Limited	133,886,307	2.64
9. BNP Paribas Nominees Pty Ltd <Agency Lending Drp A/C>	61,711,472	1.22
10. Citicorp Nominees Pty Limited <Colonial First State Inv A/C>	41,973,139	0.83
11. HSBC Custody Nominees (Australia) Limited <Nt-Comnwlth Super Corp A/C>	32,952,696	0.65
12. BNP Paribas Nominees Pty Ltd ACF Clearstream	21,016,512	0.42
13. Computershare Nominees CI Ltd <ASX Shareplus Control A/C>	19,149,708	0.38
14. Australian Foundation Investment Company Limited	13,413,159	0.26
15. Netwealth Investments Limited <Wrap Services A/C>	12,887,342	0.25
16. BNP Paribas Nominees Pty Ltd Hub24 Custodial Serv Ltd <DRP A/C>	10,288,935	0.20
17. Argo Investments Limited	8,968,304	0.18
18. HSBC Custody Nominees (Australia) Limited ²	7,379,822	0.15
19. HSBC Custody Nominees (Australia) Limited <Euroclear Bank SA NV A/C>	6,927,263	0.14
20. Solium Nominees (Australia) Pty Ltd <VSA A/C>	5,574,376	0.11
	3,858,445,930	76.22

Top 20 holders of ordinary shares

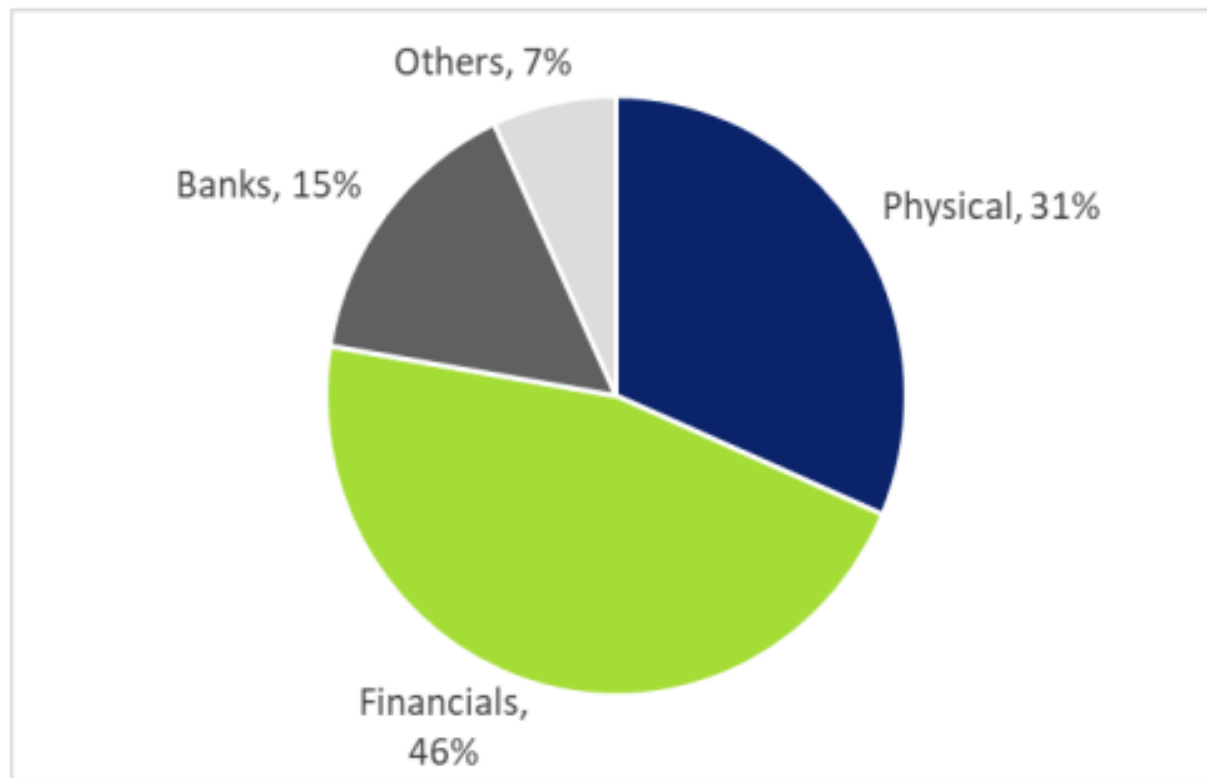
Rank	Name	Shares (numbers)	Issues Capital %
1	MINDEROO GROUP PTY LTD	918,806,548	29.84
2	HSBC CUSTODY NOMINEES (AUSTRALIA) LIMITED	607,675,962	19.74
3	J P MORGAN NOMINEES AUSTRALIA PTY LIMITED	407,215,213	13.23
4	VALIN INVESTMENTS (SINGAPORE) PTE LTD	228,007,497	7.41
5	CITICORP NOMINEES PTY LIMITED	104,079,685	3.38
6	EMICHROME PTY LTD	93,045,000	3.02
7	AMNL FINANCING PTY LTD	71,365,581	2.32
8	BNP PARIBAS NOMS PTY LTD	41,707,117	1.35
9	VALIN RESOURCES INVESTMENTS (SINGAPORE) PTE LTD	37,876,216	1.23
10	NATIONAL NOMINEES LIMITED	23,192,269	0.75
11	PACIFIC CUSTODIANS PTY LIMITED	17,809,820	0.58
12	PACIFIC CUSTODIANS PTY LIMITED	16,670,072	0.54
13	CITICORP NOMINEES PTY LIMITED	16,007,449	0.52
14	BNP PARIBAS NOMINEES PTY LTD ACF CLEARSTREAM	14,268,881	0.46
15	HSBC CUSTODY NOMINEES (AUSTRALIA) LIMITED	11,242,953	0.37
16	INVIA CUSTODIAN PTY LIMITED	8,244,951	0.27
17	CITICORP NOMINEES PTY LIMITED	5,928,421	0.19
18	BNP PARIBAS NOMINEES PTY LTD	5,536,721	0.18
19	HSBC CUSTODY NOMINEES (AUSTRALIA) LIMITED	4,072,605	0.13
20	MR JOHN WILLIAM CUNNINGHAM	4,000,000	0.13

Source: Orient Capital (31 March 2023)

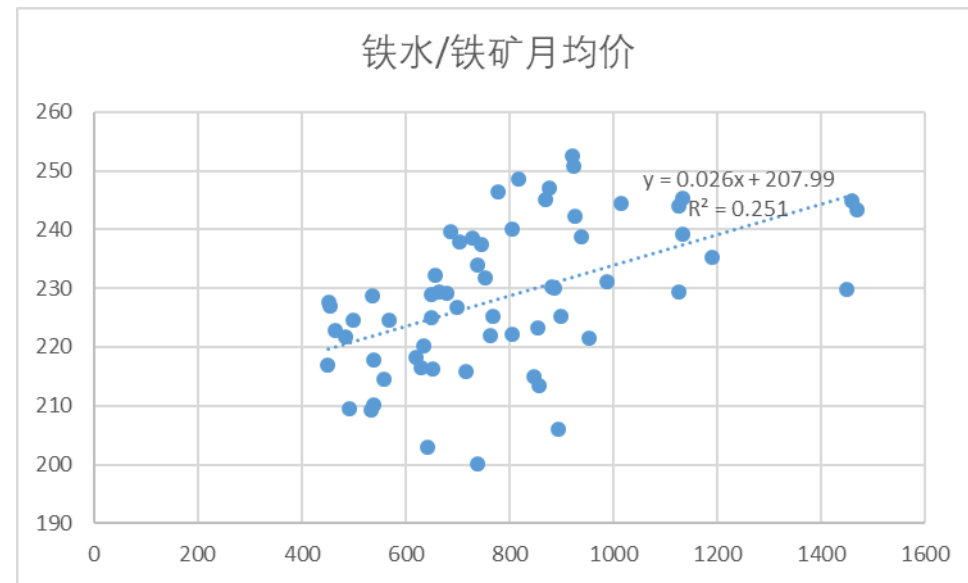
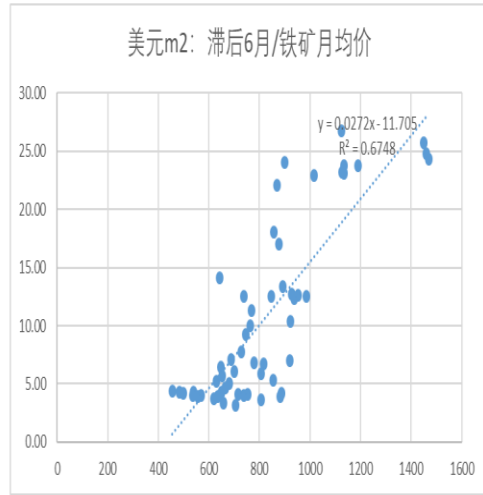
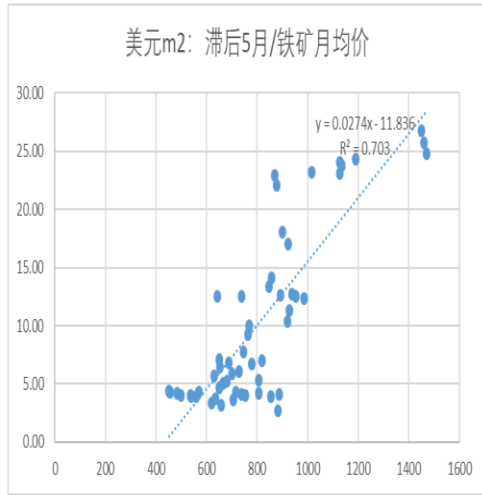
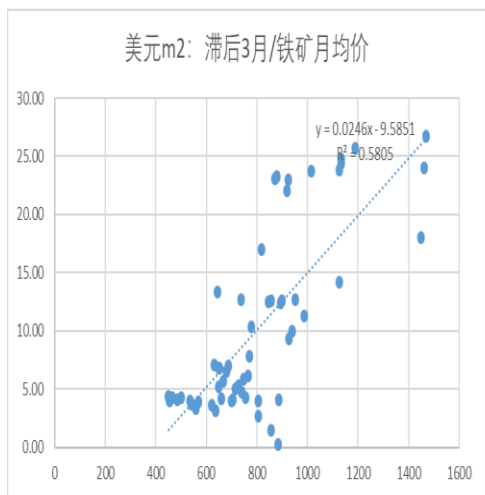
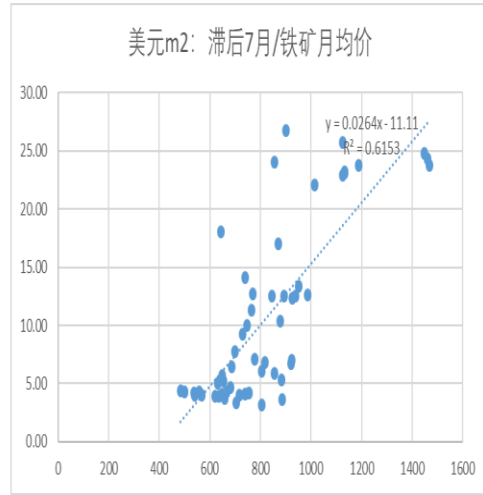
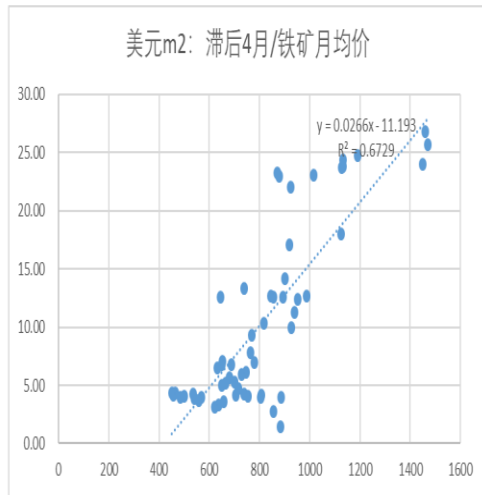
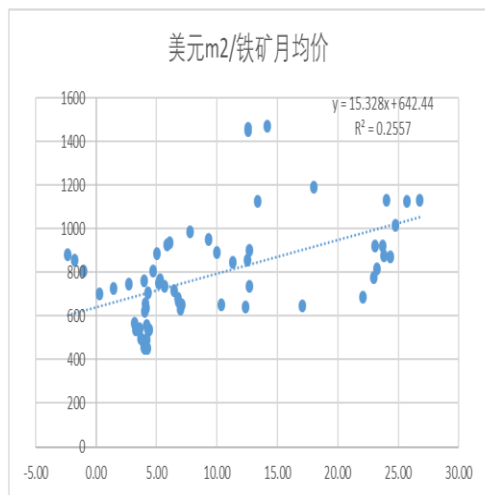
Shareholders	Common shares owned	% of class ⁽⁶⁾
Caixa de Previdência dos Funcionários do Banco do Brasil ("PREVI") ⁽¹⁾	393,946,556	8.9
BlackRock, Inc. ⁽²⁾	302,602,159	6.8
Capital World Investors ⁽³⁾	294,061,122	6.6
Mitsui & Co., Ltd. ⁽⁴⁾	286,347,055	6.4
Capital Research Global Investors ⁽³⁾	214,791,969	4.8
Capital International Investors ⁽³⁾	134,097,229	3.0
Board of directors and executive officers as a group ⁽⁵⁾	2,363,008	0.1

- (1) Previ is a shareholder of Litel Participações S.A. ("Litel") and Litela Participações S.A. ("Litela"), which were part of our former control group.
- (2) Number of shares as reported in BlackRock, Inc.'s Schedule 13G/A, filed with the SEC on February 3, 2022.
- (3) Capital World Investors ("CWI"), Capital Research Global Investors ("CRGI") and Capital International Investors ("CII") are investment divisions of Capital Research and Management Company. Number of shares as of December 30, 2022, as reported in Schedule 13G/A of CWI, CRGI and CII, each filed with the SEC on February 13, 2023.
- (4) Mitsui & Co. Ltd. ("Mitsui") was part of our former control group.
- (5) Number of shares as of December 30, 2022.
- (6) All percentages are based on 4,439,999,503 common shares outstanding as of March 31, 2023. We held 99,008,077 shares in treasury as of March 31, 2023.

新交所 62%铁矿石衍生品客户分布（2022年12月-2023年2月）



美金铁矿定价首先是金融定价再是产业定价



THANK YOU

www.cnzsqh.com



浙期汇APP(智库版)

